


MID-CENTURY SLABS

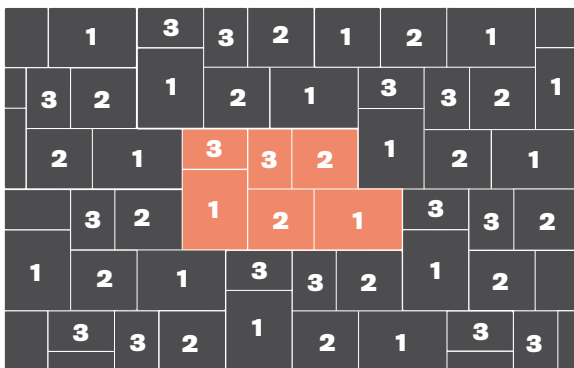


FEATURES

- Massive dimensions and lightweight for rapid installation
- Made with TEKTRAMAT® for unsurpassed durability and a salt-proof surface, with four times the compressive strength and twice the flexural strength of normal concrete
- Stylish modern aesthetic, featuring clean lines and thermalled stone textures



SIMPLE LAYOUT & DIMENSIONS



STONE 1:

Length: 48" Width: 36" Weight: 160 lbs
 Thickness: 1" Coverage: 12 sq ft

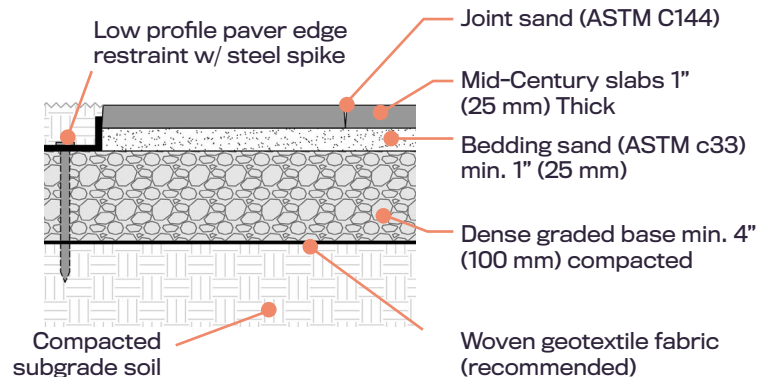
STONE 2:

Length: 36" Width: 36" Weight: 120 lbs
 Thickness: 1" Coverage: 9 sq ft

STONE 3:


Length: 36" Width: 24" Weight: 80 lbs
 Thickness: 1" Coverage: 6 sq ft

TYPICAL RESIDENTIAL INSTALLATION



*Not suitable for vehicular traffic.

PACKAGING



Pallet Length: 66"
 Pallet Width: 48"
 Pallet Height: 18"
 Weight: 1500 lbs. (inc. pallet)
 Coverage: 108 sq ft
 Quantities:
 ▪ 48"x36", 4 pc
 ▪ 36"x36", 4 pc
 ▪ 36"x24", 4 pc



**HIGH
FORMAT™**

FORMERLY
ROSETTA®

MID-CENTURY SLABS



HIGHFORMAT.COM
(877) 777-6558