



**HIGH  
FORMAT®**

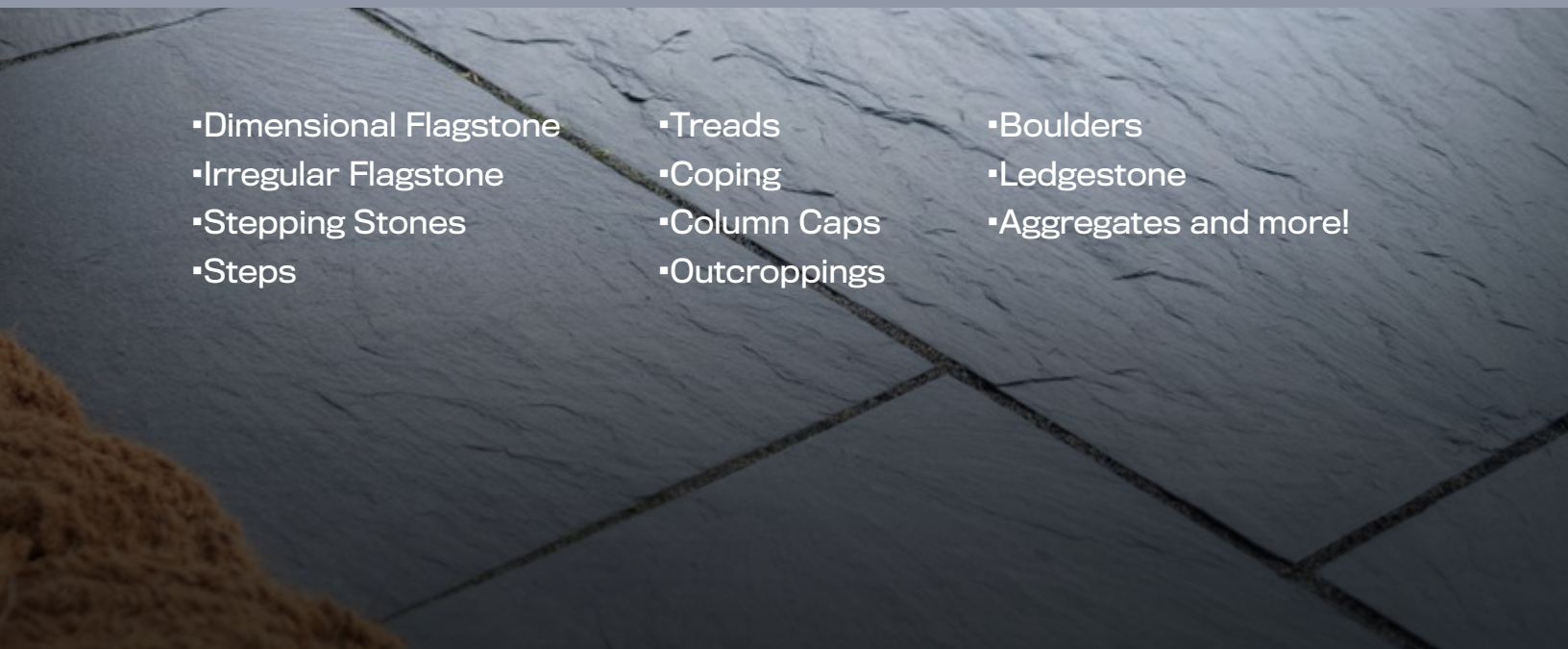


**HARDSCAPES CATALOG  
V.22**



# INTRODUCING OUR NEW...

## MIDNIGHT SLATE COLLECTION



- Dimensional Flagstone
- Irregular Flagstone
- Stepping Stones
- Steps
- Treads
- Coping
- Column Caps
- Outcroppings
- Boulders
- Ledgerstone
- Aggregates and more!

# MATERIALS

## WETCAST

HIGH FORMAT® products are primarily made of concrete utilizing our wetcast production system. Wetcast concrete offers benefits including:



- Detailed, natural looking textures
- Seamless blending of colors throughout
- Long-term structural integrity

## WETCAST WITH VIBRALOCK®

VIBRALOCK® is an integrated surface technology that is directly incorporated into the production process of many of our slab and paver products to deliver benefits including:



- A harder surface with greater resistance to abrasion
- More vibrant and enduring color
- Increased resistance to efflorescence

## TEKTRAMAT®

TEKTRAMAT® is our proprietary material based around ultra high performance concrete technology (UHPC). Products made from this material offer benefits including:



- Efficient installation resulting from large yet thinly formatted shapes
- Ultra-realistic replication of fine detail
- Unsurpassed durability including salt proof surface

## NATURAL STONE

HIGH FORMAT® offers several premium travertine, marble, basalt and slate products including pavers, slabs, coping, caps and more with benefits including:



- Non-slip surface
- Precise dimensions for gauged products
- Vibrant and unique color patterns



# TABLE OF CONTENTS

## INSPIRATION 6-31

### WALLS



**GRAND LEDGE™**  
32



**KODAH®**  
36



**OUTCROPPING**  
40



**BELVEDERE®**  
44



**DIMENSIONAL**  
48

## SLABS & PAVERS




**GAUGE SELECT**  
52



**MID-CENTURY**  
56



**MONTROSE**  
60



**GRAND FLAGSTONE**  
64



**DIMENSIONAL FLAGSTONE**  
66



**TRAVERTINE**  
68



**MARBLE**  
78



**BASALT**  
84



**PATTERN SLATE**  
86

## STEPPERS



**SLATE STEPPERS**  
88



**SUPERIOR STEPPERS**  
90

### STEPS



**IRREGULAR**  
92



**DIMENSIONAL**  
96

## FIRE FEATURES



**BELVEDERE® FIRE PIT**  
100



**DIMENSIONAL FIRE PIT**  
102



**KODAH® FIRE PIT**  
104

## CAPS & ACCESSORIES



**COPING & TREADS**  
106



**CAPS**  
110

### WARRANTY 114





Gauge Select Slabs  
Color: Dune



Kodah® Wall  
Color: Fond Du Lac



4' Dimensional Step  
Color: Fond Du Lac

















Devon Antiqued Travertine in French Pattern









Outcropping Wall with Freestanding Outcropping as Cap in Fond Du Lac









Smoke Sandblasted Marble  
in French Pattern



Azure Antiqued Marble  
in 6x12









A

B



Outcropping Wall  
Color: Fond Du Lac



Irregular Steps  
Color: Fond Du Lac





Mid-Century Slabs in Summit





Sahara Antiqued Travertine  
in 6x12



Sahara Antiqued Travertine  
in French Pattern





Grand Ledge™ Wall in Fond Du Lac





Grand Ledge™ Wall in Slate Gray

## GRAND LEDGE™

The look of a natural ledgerstone: bold in scale, with consistent dimensions for faster installation.

**MATERIAL**  
WETCAST

### BLOCK DIMENSIONS

- 36"L x 12"H x 20"D
- 48"L x 12"H x 20"D
- 60"L x 12"H x 20"D
- 72"L x 12"H x 20"D
- Corner Blocks also available

Dimensions are nominal

FOND DU LAC



SLATE GRAY



LIMESTONE



COLOR  
OPTIONS





Kodah® Wall in Fond Du Lac





Kodah® Wall in Slate Gray

## KODAH®

Modern lines married to classic styling with snapped limestone textures stretched to great lengths for retaining walls that make a statement.

**MATERIAL**  
**WETCAST**

### BLOCK DIMENSIONS

- 12"L x 10.5"D x 6"H
- 21"L x 10.5"D x 6"H
- 30"L x 10.5"D x 6"H
- 42"L x 10.5"D x 6"H
- Corners: 21"L x 10.5"D x 6"H

Dimensions are nominal

FOND DU LAC



SLATE GRAY



LIMESTONE



COLOR  
OPTIONS



# OUTCROPPING



Outcropping Wall in Fond Du Lac with Irregular Steps used as Coping





**Outcropping in Lakeshore Blend with Irregular Steps used as Coping**

## OUTCROPPING

Bold in scale and beautifully rustic with weathered limestone texture and consistent dimensions for rugged strength, and faster installation.

**MATERIAL**  
**WETCAST**

### RETAINING BLOCK DIMENSIONS

• 24"L x 6"H	• 36"L x 12"H	• 54"L x 12"H	• 72"L x 12"H
• 36"L x 6"H	• 42"L x 12"H	• 60"L x 12"H	• 60"L x 18"H
• 48"L x 6"H	• 48"L x 12"H	• 66"L x 12"H	• 48"L x 24"H

• Corner and Freestanding Blocks also available.

Retaining Blocks are 18-24" deep. Pallets are assembled with multiple block sizes. All dimensions are nominal.

COLOR  
OPTIONS

FOND DU LAC




SLATE GRAY



LAKESHORE BLEND



LIMESTONE







Belvedere® Wall and Coping in Slate Gray





**Belvedere® Wall and Coping in Fond Du Lac**

## BELVEDERE®

Rustic in aesthetic and rich in texture with the visual impact of weathered fieldstone, for garden walls and seat walls that stand without peer.

**MATERIAL**  
**WETCAST**

### **BLOCK DIMENSIONS**

- 6"L x 9"D x 3"H
- 12"L x 9"D x 3"H
- 18"L x 9"D x 3"H
- 6"L x 9"D x 6"H
- 12"L x 9"D x 6"H
- 18"L x 9"D x 6"H

• Corner and Coping Blocks also available.

Wall blocks are wedge shaped to create natural looking straight and curved walls. Weathered limestone faces on front and back. Dimensions are nominal.

FOND DU LAC



SLATE GRAY



LIMESTONE



COLOR  
OPTIONS



# DIMENSIONAL



Dimensional Wall in Slate Gray





Dimensional Wall in Fond Du Lac

## DIMENSIONAL

Simple and elegant: uniform size and generous assortment of natural textures, for garden walls and seat walls that are as beautiful as they are easy to build.


**MATERIAL**  
WETCAST

### BLOCK DIMENSIONS

• Straight: 12"L x 8"D x 4"H

Dimensions are nominal


FOND DU LAC



SLATE GRAY



LIMESTONE



COLOR  
OPTIONS



# GAUGE SELECT







Gauge Select Slabs in Charcoal

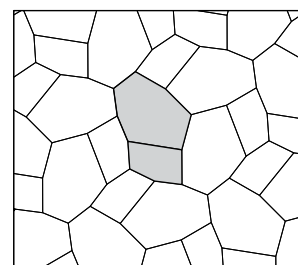
## GAUGE SELECT

Large format, natural cleft flagstone with a gauged thickness, easy to install pattern and salt-proof surface.

**MATERIAL**  
TEKTRAMAT®

**UNIT DIMENSIONS**  
 · 60"L x 42"W x 1"H  
 · 36"L x 23"W x 1"H

PATTERN



COLOR  
OPTIONS

BLUESTONE



SUMMIT



DUNE



CHARCOAL





# MID-CENTURY







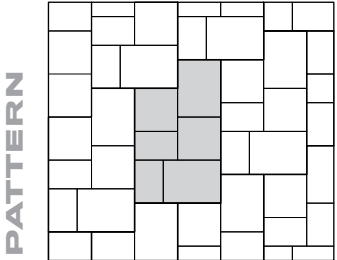
Mid-Century Slabs in Bluestone

# MID-CENTURY

Large format, thermal-finish slabs with clean, modern lines, easy to install pattern and salt-proof surface.

**MATERIAL**  
TEKTRAMAT®

- UNIT DIMENSIONS**
- 36"L x 24"W x 1"H
  - 36"L x 36"W x 1"H
  - 48"L x 36"W x 1"H



PATTERN

COLOR  
OPTIONS

BLUESTONE



SUMMIT



DUNE



CHARCOAL





# MONTROSE



Montrose Slabs in Dune





Montrose Slabs in Summit

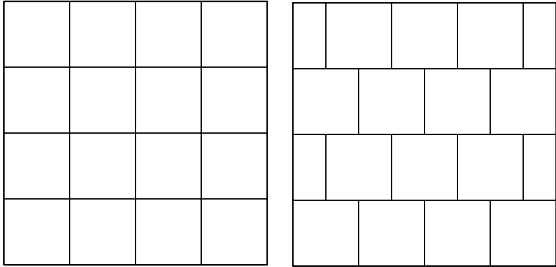
MONTROSE

Big and bold thermal-finish slabs with modern styling, rapid installation, and a salt-proof surface.

MATERIAL  
TEKTRAMAT®

UNIT DIMENSIONS  
• 42"L x 42"W x 1"H

PATTERNS



COLOR  
OPTIONS

BLUESTONE



SUMMIT



DUNE



CHARCOAL





# GRAND FLAGSTONE

Grand Flagstone in Fond Du Lac

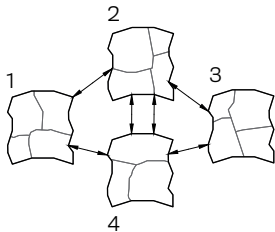
## GRAND FLAGSTONE

Irregular slabs providing a natural and timeless focal point for any landscape. Four interlocking layers all the same size, each with three to four unique pieces.

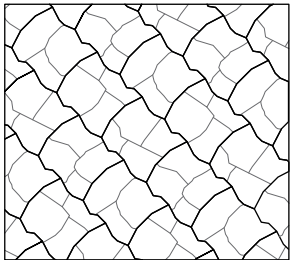
**MATERIAL**  
WETCAST  
VIBRALOCK®

**LAYER DIMENSIONS**  
• 42"L x 38"W x 1.75"H


CONNECTING  
LAYERS



PATTERN



COLOR  
OPTIONS





# DIMENSIONAL FLAGSTONE



Dimensional Flagstone in Slate Gray

## DIMENSIONAL FLAGSTONE

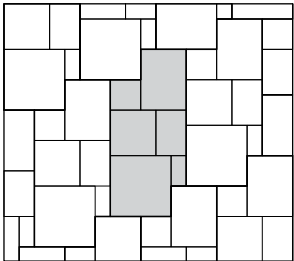
Six rectilinear shapes replicate the classic look of dimensional-cut sedimentary stone, with greater durability and more consistent edge profiles.

**MATERIAL**  
WETCAST  
VIBRALOCK®

### UNIT DIMENSIONS

- 12"L x 6"W x 2"H
- 12"L x 12"W x 2"H
- 18"L x 12"W x 2"H
- 18"L x 18"W x 2"H
- 24"L x 18"W x 2"H
- 24"L x 24"W x 2"H

PATTERN



COLOR  
OPTIONS

BLUESTONE



FOND DU LAC



SLATE GRAY



LIMESTONE





# TRAVERTINE



Silverek Antiqued in French Pattern

## SILVEREK

High-quality natural travertine pavers in a mixture of taupe and gray shades.

**MATERIAL**  
NATURAL STONE

### PATTERNS | UNITS

- French Pattern (1.25"H)
- 6"L x 12"W x 1.25"H
- 12"L x 24"W x 1.25"H
- 16"L x 24"W x 1.25"H
- 24"L x 24"W x 1.25"H
- 24"L x 36"W x 1.25"H \*

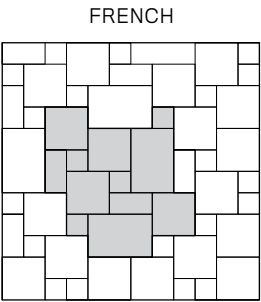
\* Special Order

TEXTURE




ANTIQUED


PATTERN  
OPTIONS




FRENCH



HERRINGBONE



RUNNING BOND



STACK BOND





Sterling Antiqued in French Pattern

# STERLING

High-quality natural travertine pavers in a blend of light taupe and gray shades.

**MATERIAL**  
NATURAL STONE

## PATTERNS | UNITS

- French Pattern (1.25"H)
- 6"L x 12"W x 1.25"H \*
- 12"L x 24"W x 1.25"H \*
- 16"L x 24"W x 1.25"H \*
- 24"L x 24"W x 1.25"H \*
- 24"L x 36"W x 1.25"H \*


\* Special Order

TEXTURE




ANTIQUED


PATTERN  
OPTIONS



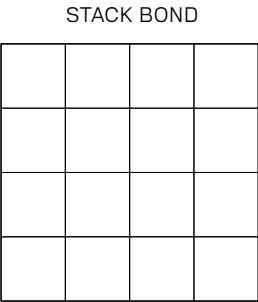
FRENCH



HERRINGBONE



RUNNING BOND



STACK BOND





Fossil Antiqued in French Pattern

# FOSSIL

High-quality natural travertine pavers in a blend of dark taupe and gray shades.

**MATERIAL**  
NATURAL STONE

## PATTERNS | UNITS

- French Pattern (1.25"H)
- 6"L x 12"W x 1.25"H \*
- 12"L x 24"W x 1.25"H \*
- 16"L x 24"W x 1.25"H \*
- 24"L x 24"W x 1.25"H \*
- 24"L x 36"W x 1.25"H \*

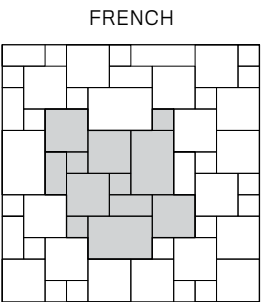
\* Special Order

TEXTURE




ANTIQUED


PATTERN  
OPTIONS



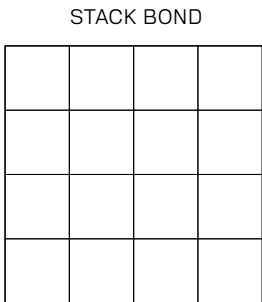
FRENCH



HERRINGBONE



RUNNING BOND



STACK BOND





Sahara Antiqued in French Pattern

SAHARA

High-quality natural travertine pavers in swirls of soft, milky creams and white.

MATERIAL  
NATURAL STONE

PATTERNS | UNITS

- French Pattern (1.25"H)
- 6"L x 12"W x 1.25"H
- 12"L x 24"W x 1.25"H
- 16"L x 24"W x 1.25"H
- 24"L x 24"W x 1.25"H
- 24"L x 36"W x 1.25"H \*

\* Special Order

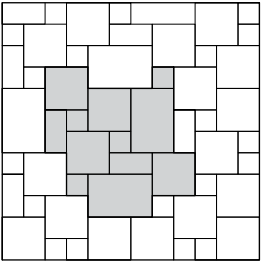
TEXTURE

ANTIQUED




PATTERN  
OPTIONS

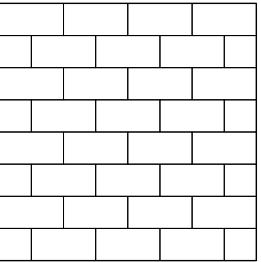
FRENCH



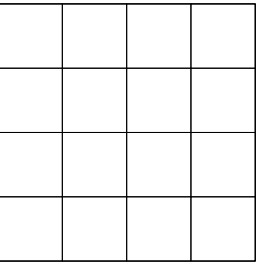
HERRINGBONE



RUNNING BOND



STACK BOND







Devon Antiqued in French Pattern

# DEVON

High-quality natural travertine pavers in blends of taupes and browns.

**MATERIAL**  
NATURAL STONE

## PATTERNS | UNITS

- French Pattern (1.25"H)
- 6"L x 12"W x 1.25"H
- 12"L x 24"W x 1.25"H \*
- 16"L x 24"W x 1.25"H \*
- 24"L x 24"W x 1.25"H
- 24"L x 36"W x 1.25"H \*

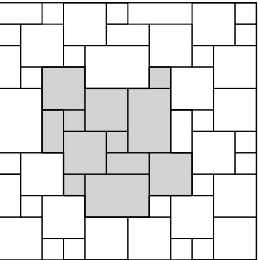
\* Special Order

TEXTURE




ANTIQUED


PATTERN  
OPTIONS



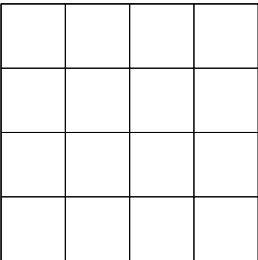
FRENCH



HERRINGBONE



RUNNING BOND



STACK BOND



# MARBLE



Azure Antiqued in French Pattern

## AZURE

High-quality natural marble pavers in cool grays and soft blue tones.

**MATERIAL**  
NATURAL STONE

### PATTERNS | UNITS

- French Pattern (1.25"H)
- 6"L x 12"W x 1.25"H
- 12"L x 24"W x 1.25"H
- 16"L x 24"W x 1.25"H
- 24"L x 24"W x 1.25"H
- 24"L x 36"W x 1.25"H \*

\* Special Order

Note: Sandblasted is only available in French Pattern and is considered a Special Order

TEXTURE  
OPTIONS

ANTIQUED

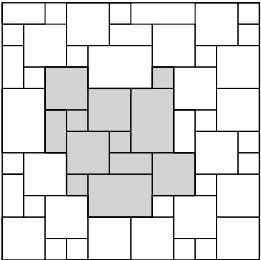


SANDBLASTED  
(Special Order in French  
Pattern Only)




PATTERN  
OPTIONS


FRENCH



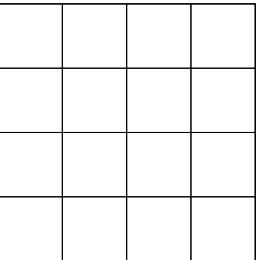
HERRINGBONE



RUNNING BOND



STACK BOND







Smoke Sandblasted in French Pattern

## SMOKE

High-quality natural marble pavers in smoky swirls of white and gray blends.


**MATERIAL**  
NATURAL STONE

### PATTERNS | UNITS

- French Pattern (1.25"H)
- 6"L x 12"W x 1.25"H
- 12"L x 24"W x 1.25"H
- 16"L x 24"W x 1.25"H
- 24"L x 24"W x 1.25"H
- 24"L x 36"W x 1.25"H \*

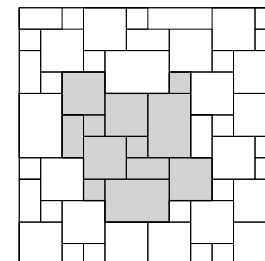
\* Special Order

TEXTURE




SANDBLASTED


PATTERN  
OPTIONS



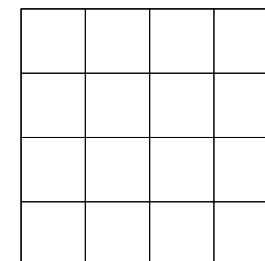
FRENCH



HERRINGBONE



RUNNING BOND



STACK BOND





Tuscany Antiqued in 16x24

# TUSCANY

Natural stone marble pavers in warm, neutral tones.

**MATERIAL**  
NATURAL STONE

## PATTERNS | UNITS

- French Pattern (1.25"H)
- 6"L x 12"W x 1.25"H \*
- 12"L x 24"W x 1.25"H \*
- 16"L x 24"W x 1.25"H \*
- 24"L x 24"W x 1.25"H \*
- 24"L x 36"W x 1.25"H \*

\* Special Order

TEXTURE  
OPTIONS

ANTIQUED

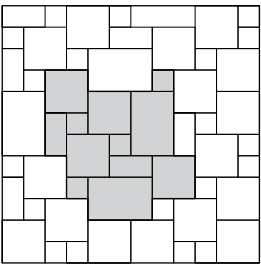


SANDBLASTED




PATTERN  
OPTIONS


FRENCH



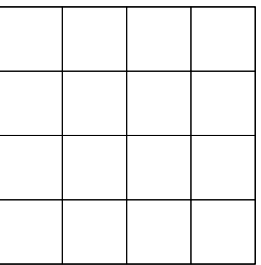
HERRINGBONE



RUNNING BOND



STACK BOND





# BASALT

Basalt in 12x24 with 6x12 Border

## BASALT

Luxurious gauged stone driveway and patio pavers, featuring a deep range of blue to black hues.

**MATERIAL**  
NATURAL STONE

### PATTERNS | UNITS


- 4"L x 8"W x 2"H
- 6"L x 12"W x 2"H
- 6"L x 12"W x 1.25"H
- 12"L x 24"W x 1.25"H

TEXTURE

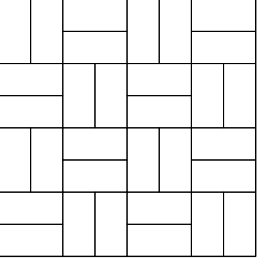


LEATHERED


PATTERN  
OPTIONS



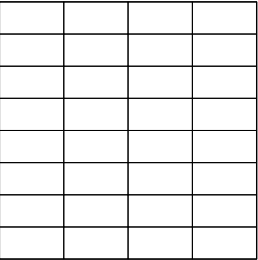
HERRINGBONE



BASKETWEAVE



RUNNING BOND



STACK BOND



# PATTERN SLATE

Midnight Slate Blended Pattern

## MIDNIGHT

Strong, bold and timeless, with a natural cleft surface and unfading midnight blue to black hues.

**MATERIAL**  
NATURAL STONE

### PATTERNS | UNITS

- Blended Pattern (1-1.25"H)
- 24"L x 24"W x 1-1.25"H
- 24"L x 12"W x 1-1.25"H
- 12"L x 12"W x 1-1.25"H
- 30"L x 18"W x 1-1.25"H \*
- 30"L x 12"W x 1-1.25"H \*
- 24"L x 18"W x 1-1.25"H \*
- 18"L x 18"W x 1-1.25"H \*
- 18"L x 12"W x 1-1.25"H \*

\* Special Order


Note: Additional slate products available, including Irregular Flagstone, Outcroppings, Boulders and more.

TEXTURE



NATURAL CLEFT

PATTERN  
OPTIONS





# SLATE STEPPERS



Midnight Slate Steppers

## MIDNIGHT


Large irregular stepping stones with a natural cleft surface and unfading midnight blue to black hues.

**MATERIAL**  
NATURAL STONE

**UNIT DIMENSIONS**  
· 18-24" Pieces, 1-1.25" H  
Nominal Dimensions

TEXTURE

NATURAL CLEFT





# SUPERIOR STEPPERS



Superior Steppers in Slate Gray

## SUPERIOR STEPPERS

An assortment of eight generously-sized stepping stones, perfect for rustic walkways and meandering garden pathways.

**MATERIAL**  
WETCAST

**UNIT DIMENSIONS**  
· 27"L x 21"W x 2"H  
Nominal Dimensions

COLOR  
OPTIONS





# IRREGULAR STEPS








Irregular Steps in Fond Du Lac

# IRREGULAR STEPS

The upscale look of weathered limestone slabs, with greater durability and consistent 7-inch rise.

**MATERIAL**  
WETCAST

COLOR  
OPTIONS









FACE  
TEXTURE









SIZE AND  
UNITS

## STANDARD (RANDOM ASSORTMENT)

- Face Texture: Weathered
- **UNIT A**  
Dimensions: 54"L x 24"W x 7"H
- **UNIT B**  
Dimensions: 60"L x 24"W x 7"H
- **UNIT C**  
Dimensions: 42"L x 17"W x 7"H
- **UNIT D**  
Dimensions: 48"L x 28"W x 7"H
- **UNIT E**  
Dimensions: 42"L x 26"W x 7"H
- **UNIT F**  
Dimensions: 48"L x 24"W x 7"H

## 6' IRREGULAR (1 OF EACH PER PALLET)

- Dimensions: 72"L x 30"W x 7"H  
Face Texture: Snapped
- **STEP A**  

- **STEP B**  

- **STEP C**  




# DIMENSIONAL STEPS







Dimensional Steps in Fond Du Lac

# DIMENSIONAL STEPS

The look of quarried stone treads, with greater durability and consistent 7-inch rise.

MATERIAL  
WETCAST

COLOR  
OPTIONS



FACE  
TEXTURE



SIZE AND  
UNITS



**3' STEP**  
Dimensions: 36"L x 18"W x 7"H  
Face Texture: Guillotine



**5' NEW STEP**  
Dimensions: 60"L x 24"W x 7"H  
Face Texture: Splitface



**4' STEP**  
Dimensions: 48"L x 18"W x 7"H  
Face Texture: Snapped



**6' STEP**  
Dimensions: 72"L x 30"W x 7"H  
Face Texture: Snapped



**4' NEW STEP**  
Dimensions: 48"L x 21"W x 7"H  
Face Texture: Splitface



**4' XL STEP**  
Dimensions: 48"L x 24"W x 7"H  
Face Texture: Chiseled



# FIRE PIT



Belvedere® Fire Pit Kit in Slate Gray

## BELVEDERE®

Rustic and rich in texture with the impact of natural fieldstone, this welcome addition provides warmth both literally and stylistically.

**MATERIAL**  
WETCAST

**FINISHED DIMENSIONS**  
• 58"DIA x 14-1/2"H

COLOR  
OPTIONS

FOND DU LAC



SLATE GRAY



LIMESTONE





# FIRE PIT



Dimensional Fire Pit Kit in Fond Du Lac

## DIMENSIONAL


Thirty-six blocks plus one liner equals a firepit anyone can build. Simple elegance to add warmth to your outdoor space.

**MATERIAL**  
WETCAST

**FINISHED DIMENSIONS**  
· 44"L x 44"W x 12"H

COLOR  
OPTIONS


FOND DU LAC



SLATE GRAY



LIMESTONE





# FIRE PIT



FIRE FEATURES

Custom Kodah® Fire Pit Kit with Gas Conversion in Fond Du Lac

## KODAH®

Boasting snapped limestone textures and enough ledge surface for all your drinks and s'mores.

**MATERIAL**  
WETCAST

**FINISHED DIMENSIONS**  
• 51"L x 51"W x 12"H

FOND DU LAC



SLATE GRAY



LIMESTONE



COLOR  
OPTIONS



# COPING



Dimensional Coping in Slate Gray



Belvedere® Coping in Slate Gray

## DIMENSIONAL COPING

Natural textures and a chiseled edge combined with modern shapes and consistent thickness, creates a stunning finish.

COLOR  
OPTIONS

SUPERIOR BUFF

SLATE GRAY

LIMESTONE

**MATERIAL**  
WETCAST

- UNIT DIMENSIONS**
- 24"L x 12.5"D x 2.5"H
  - 18"L x 12.5"D x 2.5"H
  - 19"L x 12.5"D x 2.5"H (End)

## BELVEDERE® COPING

A weathered fieldstone texture highlighted by irregular shapes. Perfect for seat wall, fire pit and retaining wall applications.

COLOR  
OPTIONS

FOND DU LAC

SLATE GRAY

LIMESTONE

**MATERIAL**  
WETCAST

- UNIT DIMENSIONS**
- 6"L x 10.25"D x 2.25"H
  - 12"L x 10.25"D x 2.25"H
  - 18"L x 10.25"D x 2.25"H
  - 18"L x 10.25"D x 2.25"H (Left End)
  - 18"L x 10.25"D x 2.25"H (Right End)







# COLUMN CAPS



Kodah® Column in Fond Du Lac.  
34" Column Cap shown in Superior Buff.

## COLUMN CAPS

Large format and subtle textures available in 24", 27", 30" and 34" dimensions.  
Designed to coordinate with HIGH FORMAT® wall products.

**MATERIAL**  
WETCAST

### 24", 30" AND 34"

	SUPERIOR BUFF	SLATE GRAY	LIMESTONE
COLOR OPTIONS			

### 27" (BELVEDERE® TEXTURE)

	FOND DU LAC	SLATE GRAY	LIMESTONE
COLOR OPTIONS			

Belvedere® Column in Fond Du Lac with 30" Column Cap in Superior Buff



# NATURAL STONE CAPS



Silverek Column Cap



Midnight Slate Column Cap

## NATURAL STONE CAPS

These high-quality natural stone caps coordinate with our stone pavers and are available in travertine, marble and slate.

### SPLITFACE EDGE

SILVEREK ANTIQUED  
TRAVERTINE  
24"  
2" THICK

TUSCANY ANTIQUED  
MARBLE  
24"  
2" THICK


OPTIONS



### STRAIGHT EDGE

MIDNIGHT SLATE  
HONED  
24" AND 28"  
2" THICK

OPTIONS



**MATERIAL**  
NATURAL STONE





## LIFETIME LIMITED WARRANTY

We want you to feel comfortable and confident when starting your project. That's why we make sure you have the resources you need to get the job done right. Everything we make, we back with a lifetime limited warranty.

HIGH FORMAT® products as manufactured by HIGH FORMAT® are backed by a lifetime limited warranty from the manufacturer to the original end user, for products used in residential applications. This assurance of product quality is applicable where products have been correctly installed to manufacturer's specifications. Any properly installed hardscape material manufactured by HIGH FORMAT® that deteriorates due to the concrete in the product not meeting the design strength specification will be replaced by the manufacturer. The following items are not covered by this warranty: color variances and the appearance of surface stains resulting from chemical reactions such as efflorescence or differential curing; damage caused by installation, misuse or abuse of the materials; deterioration caused by de-icing salts or fertilizers; damage resulting from sub-grade settlement or movement, hairline cracks that do not affect the structural performance of the product, spalling of less than three percent of the surface area, contact with chemicals or paint, discoloration due to airborne contamination, staining, oxidation, or improper sealing. Products purchased must be registered with the manufacturer within 60 days of end user's purchase for warranty to be valid. You may register your project at [HIGHFORMAT.COM/WARRANTY](https://HIGHFORMAT.COM/WARRANTY).

All warranty claims must be made prior to the removal or disposal of the defective product. Warranty claims will be reviewed by a company representative and may require samples of defective product for analysis. Warranty does not include removal, installation, or transportation to replace the material. Warranty is not transferable and is extended to the original end user only. Proof of purchase is required.

**For additional questions please contact us at (877) 777-6558**

NOTE: This warranty applies to Wetcast, TEKTRAMAT®, and VIBRALOCK® products only.



## ADDITIONAL INFORMATION

### COLOR:

We at HIGH FORMAT®, along with our media partners, do our best to produce print and digital materials that accurately reflect the true shades and tones of our product. However, we cannot guarantee perfect color matching for project photos, color swatches, or other picture representations. Final color selection should be made from actual material which can be viewed at your local dealer location.

Integral pigments are incorporated into the raw materials for all HIGH FORMAT® products to intentionally produce subtle shades and color variations throughout each block or paver. Therefore no product seen in a photograph will be precisely duplicated. For the most natural appearance, install products from multiple pallets simultaneously. This will create a blended, natural look.

### EFFLORESCENCE:

Efflorescence is a naturally occurring, chalky, white residue commonly found on concrete surfaces. The presence of efflorescence in no way degrades the integrity of any product. It can usually be removed with efflorescence cleaners and often washes away over time. HIGH FORMAT® does not cover the presence of efflorescence under warranty.

### PACKAGING:

Variation in color can occur where packaging comes into contact with the product. Often, these variations will fade with time. This does not affect the integrity of the material, and it is not considered to be a defect. Color variation caused by contact with packaging materials is not covered under warranty.

### POLYMERIC HAZE:

Improper installation of ancillary polymeric sand products may result in the presence of polymeric haze. This discoloration can potentially mute the vibrant colors of concrete products. Hazing is not indicative of the quality of the HIGH FORMAT® product, and should not be considered a source of concern for the product's durability. Because HIGH FORMAT® cannot regulate selection or installation of aftermarket accessory materials, we do not warranty against the presence of polymeric haze. In general, polymeric haze can be cleaned and washes away over time.

### HEAVY EQUIPMENT:

The broad surface dimensions of HIGH FORMAT®'s slab products are not engineered for vehicular traffic and compaction equipment.

### NORMAL MAINTENANCE AND CARE:

As with any product that is continually exposed to the natural environment, cleaning and care may be desired over time to maintain the appearance of your hard scapes. Generous rinsing with water and light scrubbing with a stiff, plastic bristle brush is generally the best way to remove dirt that has accumulated over time. Cleaners and mild detergent designed to be used on concrete products may be used as well. Always follow all manufacturer instructions and test on a small area when using any cleaner. Power washers may cause damage at close range.

### WINTER CARE:

All metal snow shovels and snow blower blades have the potential to damage concrete surfaces. All snowplows, snow blowers and shovels used to clear HIGH FORMAT® products of snow should use plastic blades or guards. De-icing salts will damage concrete and should not be used with HIGH FORMAT® products unless they are made with TEKTRAMAT® technology. HIGH FORMAT® does not cover damage done by snow removal, de-icing, or improper loading under warranty.

### NATURAL STONE:

Natural stone is a product of nature. Surface texture and color will vary piece to piece and crate to crate. Our partnering quarries work hard to ship consistent, high quality product, but you should expect variation. Samples are suggested, but will not guarantee color. We highly recommend all material be delivered prior to installation and that available material is blended throughout your project. Each installation will be uniquely different and perfectly created in nature!





**HIGHFORMAT.COM**  
(877) 777-6558

05481 US 31 SOUTH, CHARLEVOIX, MI 49720